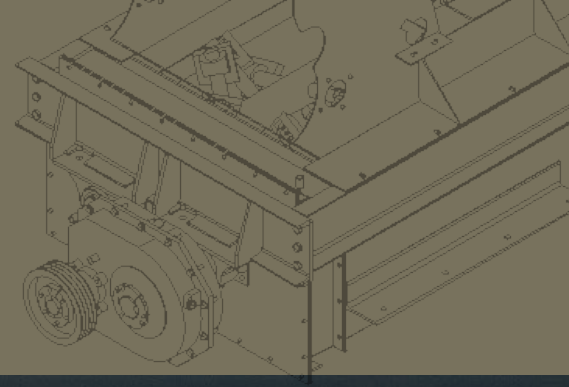


# Pugmill Mixing Plants

A PEERLESS PRODUCT FAMILY



- ▲ Model 950 Portable Pugmill
- ▲ Model 952 Compact Pugmill
- ▲ Model 953 Compact Pugmill



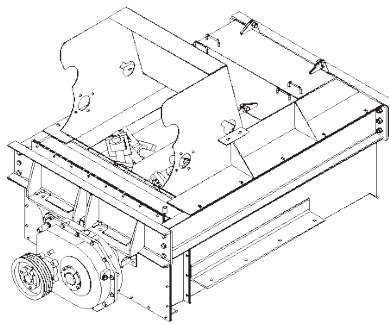
Custom Solutions to Unique Challenges

# Pugmill Mixing Plants

## MATERIAL PROCESSING PRODUCT FAMILY

Peerless Engineering and Manufacturing Company has been building pugmill mixing plants since 1957. Our pugmills provide an aggressive blending motion, using two counter-rotating shafts equipped with paddle arms and paddles that continuously blend asphalt or cement and water with aggregate to produce high-quality cold mix asphalt, cement treated base and material stabilization.

The Peerless pugmill is driven by an electric motor through a speed reducer and into the driven timing gear, ensuring the paddles function together. The paddles continuously blend and move material down the length of the pugmill body and discharge the mixed materials from the discharge chute.



### Screen materials

- Cold mix asphalt
- Cement treated base
- Roller compacted concrete
- Material stabilization
- Material blending



**Model 950 portable pugmill plant with dual feed hoppers and cement metering bin**



**Optional water and asphalt meters for precise blending**



**Electrical operator interface with proportional controls**




# STANDARD MODELS

Peerless offers a basic list of sizes, which we are able to modify based on customer-specific needs.

Standard Models			
Model	950 Portable Pugmill	952 Compact Pugmill	953 Compact Pugmill
Capacity	300-400 TPH	250-300 TPH	250-300 TPH
Pugmill Dimensions	48" x 76"	48" x 76"	48" x 76"
HP	75 HP	50 HP	50 HP
Hopper Size—Main	13' x 8' (9.5 yards struck)	12' x 8'-6" (10 yards struck)	8' x 5' (4.5 yards struck)
Hopper Size—Secondary	11' x 6' (5.9 yards struck)	N/A	8' x 5' (4.5 cubic yards)
Roller Belt Feeder	36" x 12' 10 HP	N/A	18" x 5' 2 HP
Feed Conveyor	30" x 30'	30" x 40'	24" x 40'
Feed Conveyor HP	15 HP	15 HP	5 HP
Feed Conveyor Discharge Height	8' - 8"	11' - 4"	10' - 5"
Power Unit	200 KW	100 KW	70 KW
Total Weight	39,000 pounds	26,000 pounds	22,000 pounds

Design and specifications subject to change without notice.  
See *Pugmill Mixing Plant* product specifications for more details.



Perform pugmill maintenance from **access platforms**—shown here on a Model 952 pugmill plant



**On-board power unit and generator** provides self-contained operation

**LIQUID ASPHALT  
WATER  
CEMENT  
SALT AND OTHER  
GRANULAR MATERIALS**

# MORE FEATURES OF PUGMILL MIXING PLANTS




**Model 950 portable pugmill plant** is built with a dual feed system and cement hopper with PLC blending controls



**Model 952 compact pugmill plant** with single bin feeder system



**Model 953 compact pugmill plant** with dual bin feeder system




**Drive motor and reducer drive** provide efficient power to the pugmill



**PLC control system** allows for precise metering of materials to the pugmill plant



**Model 953 compact pugmill plant** with dual bin feeder system



**Weigh scale** ensures accurate proportional metering





Custom Solutions to  
Unique Challenges



#### ABOUT PEERLESS

Peerless solves unique challenges for our customers by supplying material processing and handling equipment—including quarry, asphalt, aggregate, frac sand, and mining. Peerless designs a variety of stock and custom products, ensuring consistent delivery of engineered solutions. Experienced and innovative, the Peerless team is focused on quality and listening to customers' specific needs.


© 2019 Peerless Engineering and Manufacturing Co.

[www.peerlessemc.com](http://www.peerlessemc.com)

Kansas City office (913) 233-3854

Request a quote (816) 381-0635

[sales@peerlessemc.com](mailto:sales@peerlessemc.com)

 Peerless Engineering and Manufacturing Company